



# The Piccolo



2	<b>1000 Members 2014</b>
3	<b>Social Media</b>
4	<b>Leadership Opportunity for Girls</b>
5	<b>Adventure Trek</b>
7	<b>Défi Aventure</b>
10	<b>News from the Property Committee</b>
11	<b>It's Budget Time!</b>
11	<b>Accounting for cookies</b>
12	<b>Financial Training</b>
13	<b>Are you looking for a new volunteer opportunity?</b>
14	<b>New Guider Training</b>
16	<b>Safe Guide</b>
17	<b>Red Cross First Aid Courses</b>
18	<b>Quebec pARTicipate Challenge 2011</b>
19	<b>Cookie Reminders!!!</b>
20	<b>Program Ideas</b>

*On behalf of Québec Council-Conseil du Québec I would like to extend a heartfelt thanks to **Jill Quenneville** for her dedication over the past few years in putting together the Piccolo.*

*Jill has been putting the Piccolo together while working and studying at Concordia University. Jill has let us know that she cannot continue due to many other demands in her life at the moment.*

*Bravo on a job well done, and best wishes for a very exciting future!!*





## Membership Growth: **1000 Members 2014** Recruitment Campaign Launch

### Why 1000 Members?

Stronger camping programs, stronger networks, more resources and support, enthusiasm and innovation; when we grow by 1000 members all of these things will be for all of us to share and celebrate. Guiding in Québec will be an even more exciting and rewarding experience *for adults and girls alike*. Translated into numbers, 1000 members is approximately \$140,000. Imagine the possibilities! – And each one of us is a stakeholder in that potential. This campaign is designed to translate this vision into reality.

### About the Campaign

We all know that *Membership Growth = Making a Difference in the World* – Well now it's time for action! October marks the official launch of our **1000 Members 2014** Recruitment Campaign! For instance, if each and every one of us, girls and adults alike, recruits one new member WE DOUBLE OUR NUMBERS! How easy is that? We are pulling together to make a difference in the lives of more girls across Québec – and we are mobilizing resources like crazy. Together, we can reach 1000 new members by 2014!

### Membership Growth Committee

Even though each one of us is a stakeholder, it is only by working in concert that we will realize our vision! One of the ways to pull together is through the Membership Growth Committee, a new resource dedicated to the campaign. The committee is a think-tank that combines numerous years of guiding experience with a deep knowledge of the communities that compose

Québec to launch pilot projects designed to grow and strengthen our member base. You will be hearing much more about this committee and their initiatives in the coming months.

### **The committee seeks more members: Up to the challenge?**

Are you an out-of-the-box thinker that likes to tackle challenges? Are you creative and resourceful with a burning desire to promote girl empowerment in Québec? Do you represent or have a deep understanding of a particular region or community? WE WANT YOU!

Contact: [membershipgrowth.qc@gmail.com](mailto:membershipgrowth.qc@gmail.com)



**SOCIAL MEDIA:** Everyone's talking about it... And we're doing it!

Our social media platforms are now up and running! Spread the news and join the conversation!



Click on the logo to like us on Facebook!



Click on the logo to follow us on Twitter!



Click on the logo to subscribe to our Blog!

Ready, Set, TYPE: Guest Bloggers Wanted!



Do you have a passion for writing? A girl empowerment rant on the tip of your fingertips? A guiding person to honour publicly? Or maybe you have a vlog (video blog) idea? BRING IT ON and LET'S GO VIRAL! We invite you to submit your blog idea and a short bio and you can take the reins of the GuidesQuébec Blog for a day (or more!)? Bloggers of all ages and all relationships to guiding welcome and encouraged – Please share this information with girls and families.

Contact: Emily Koehler-Lemaire at [emily.guides@gmail.com](mailto:emily.guides@gmail.com)

## Star Search: Leadership Opportunity for Girls



Emily is conducting a star search to put together a Girl Ambassador Team! Do you have a girl in your unit that dreams of doing photo shoots, speaking to the medias, shaking hands with the mayor, giving speeches, and charming the public? Valuable leadership and public speaking skills and training will be provided. Fluency in French and English is preferred.

Contact: Emily Koehler-Lemaire at [emily.guides@gmail.com](mailto:emily.guides@gmail.com)





**défi aventure**  
**adventure trek**

dégustation cuisine internationale  
international food tasting

geocaching  
outdoorsy activities

activités plein air  
zumba

toute la famille  
for the whole family

gratuit  
free

Présenté par  
Presented by

 Girl Guides of Canada  
Guides du Canada

**15 oct 2011**  
13 h - 16 h  
**parc olympique pincourt qc**





Sponsored by

a division of



## Countdown to adventure trek!

October 15<sup>th</sup> 2011, 1pm-4pm

### About Adventure Trek

ADVENTURE TREK is a **free event** designed to **thrill the entire family**, where Girl Guides welcome the general public and invite them to discover the activities that represent the **new face of Girl Guides in Québec**. By touring stations filled with adventure and discovery led by Girl Guides in and around Olympic Park in Pincoirt, members of the community will have the chance to try out activities such as [geocaching](#), [zumba](#) classes, **exploration zones** for the younger adventurers, **food tasting** of dishes featured at the [Guiding World Centres](#), **nature survival**, **backpacking** and lots more – **all while having a blast!**

## A Taste of Guiding...

Adventure Stations	Exploration Zones
<p><b>Geocaching</b> A real-world outdoor treasure hunting game in and around Olympic Park!</p>	<p><b>International Cuisine Food Tasting</b> Delicious food from the Guiding World Centres</p>
<p><b>Zumba®</b> Join an exhilarating and easy-to-follow fitness party!</p>	<p><b>Yellow Fish Road Service Project</b> Help protect our local waterbodies – and maybe earn a crest?</p>
<p><b>Camping Challenge</b> Think you know how to thrive in the wilderness?</p>	<p><b>Talk-back: Express Yourself!</b> Dress up, tell the camera what you think!  <b><i>WANTED: Plastic lids (coffee, yogurt, etc.)</i></b></p>
<p><b>Emergency!</b> Do you know what to do in case of an emergency? Guerilla performers put your emergency responses to the test!</p>	<p><b>Halloween Crafts for Veterans</b> Contribute to the collection box for used books and games, puzzles, videos, etc. for the Sainte-Anne's Veteran Hospital and make fun and spooky Halloween cards for the vets  <b><i>WANTED: Halloween craft items</i></b></p>
<p><b>A Top Secret Mission, Games, and lots more!</b> Fun and surprises sure to excite the entire family all afternoon!</p>	<p><b>Camp Blanket Display</b> Check out camp blankets and rare crests and badges from all over the world! <i>And get an Adventure Trek crest!!</i> <b><i>WANTED: Bring your camp blankets! Yes, we will guard them with our lives.</i></b></p>



Units Attending Adventure Trek.....Have you registered yet?? If your unit is attending, please email us at [gqcqcevents@gmail.com](mailto:gqcqcevents@gmail.com) to let us know!

Be there for 1pm! Don't miss the opening! When you arrive at the park – be sure to stop by the **Information Booth** to pick up your event passport (your guide to the day's activities). **Don't forget to come in UNIFORM!**

## How to get to Olympic Park

The Olympic Park is located at the corner of Boulevard Cardinal-Léger and Avenue Lussier in Pincourt, Québec. To consult a Google Map, click [here](#). A 20-45 minute drive from most locations in the Montreal metropolitan area, the park is also accessible by public transportation. Click [here](#) for more information.

**Adventurous Volunteers!....Interesting in joining the fun?** Contact us at [gqcqcevents@gmail.com](mailto:gqcqcevents@gmail.com) to sign up to have a blast with us for the day!

**défi aventure**  
**adventure trek**

dégustation cuisine internationale  
international food tasting

activités plein air  
outdoorsy activities

**geocaching**  
**zumba**

toute la famille  
for the whole family

**gratuit**  
**free**

Présenté par  
Presented by

 Girl Guides of Canada  
Guides du Canada

**15 oct 2011**  
13 h - 16 h

**parc olympique pincourt qc**



Commandité par  
une division de



**défi aventure s'en vient!**

**15 octobre 2011, 13 h - 16 h**

A propos de DÉFI AVENTURE

DÉFI AVENTURE est un **événement gratuit** qui fera vivre des sensations fortes à **toute la famille**, où les Guides accueillent le grand public et l'invitent à découvrir les activités qui représentent le **nouveau visage des Guides au Québec**. Par l'entremise de kiosques d'aventure et de découverte animés par les Guides sur un circuit au Parc Olympique de Pincourt et ses alentours, les membres de la communauté auront la chance d'essayer eux-mêmes des activités telles que le **géocaching**, des cours de **zumba**, des **zones d'exploration** pour les tous petits, une **dégustation** de la cuisine des **centres mondiaux de guidisme**, la **survie** dans la nature et beaucoup plus – **tout cela dans un climat festif et amusant!**

## Un aperçu du guidisme...

Stations d'aventure	Zones d'exploration
<p style="text-align: center;"><b>Géocaching</b></p> <p>Une authentique chasse au trésor en plein air à travers le parc Olympique et ses alentours. Armés d'appareils GPS, les joueurs partent à la recherche de récipients cachés, surnommés geocaches, et partagent leurs exploits en ligne!</p>	<p>Dégustation de cuisine internationale</p> <p>Une dégustation de mets délicieux qui représentent les saveurs des pays de nos centres mondiaux de guidisme.</p>
<p style="text-align: center;"><b>Zumba®</b></p> <p>Joignez-vous à une fête de fitness et de danse latine exaltante et facile à suivre!</p>	<p>Projet communautaire Chemin du poisson jaune</p> <p>Aidez à protéger nos cours d'eau – et peut-être recevoir un écusson?</p>
<p style="text-align: center;"><b>Défi Camping</b></p> <p>Avez-vous ce qu'il faut pour survivre dans la nature sauvage?</p>	<p>Caméra libre : exprimez-vous!</p> <p>Déguisez-vous et racontez à nos caméras tout ce qui vous passe par la tête!</p> <p><b>RECHERCHÉ : Couvertles en plastique (café, yogourt, etc.)</b></p>
<p style="text-align: center;"><b>Urgence!</b></p> <p>Savez-vous quoi faire en cas d'urgence? Nos performances éclair mettent vos connaissances à l'épreuve!</p>	<p>Cartes d'Halloween pour anciens combattants</p> <p>Contribuez à une collecte de livres usagés, jeux de société, casse-têtes, vidéos, etc. pour les anciens combattants de l'Hôpital Ste-Anne et fabriquez-leur des cartes pour l'Halloween.</p> <p><b>RECHERCHÉ : Articles de bricolage « Halloween »</b></p>
<p style="text-align: center;">Une mission top secret, des jeux, et plus encore!</p> <p style="text-align: center;">Du plaisir et des surprises pour toute la famille!</p>	<p>Exposition des couvertures de camp</p> <p>Des badges et écussons rares de notre province, de notre pays et de partout au monde seront exposés. <i>Et obtenez votre écusson Défi Aventure!</i></p> <p><b>RECHERCHÉ : Apportez vos couvertures de camp! N'ayez crainte, on les protégera au péril de notre vie.</b></p>



Aux unités qui seront présentes!



Êtes-vous inscrits?? Si votre unité sera de la partie, svp écrivez-nous au [gqcqcevents@gmail.com](mailto:gqcqcevents@gmail.com) pour nous en informer!

Soyez là pour 13 h! Ne manquez pas l'ouverture! Lorsque vous arrivez au parc, assurez-vous de passer au **kiosque de renseignements** pour obtenir le passeport de l'événement (votre guide pour les activités de la journée).

**N'oubliez pas de porter vos UNIFORMES!**

Comment se rendre au parc Olympique

Le parc Olympique est situé au coin du boulevard Cardinal-Léger et de l'avenue Lussier à Pincourt, Québec. Pour consulter une carte Google, cliquez [ici](#). Situé entre 20 à 45 minutes en voiture de la plupart des villes de la grande région métropolitaine de Montréal, le parc est aussi accessible par les transports en commun. Cliquez [ici](#) pour de plus amples renseignements.

Bénévoles intrépides!

**Vous souhaitez vous joindre à la fête?** Écrivez-nous au [gqcqcevents@gmail.com](mailto:gqcqcevents@gmail.com) pour vous inscrire et vous amuser avec nous pour la journée!

## News from the Property Committee

**Water for Wa-Thik-Ane Update:** As many have already heard we did hit water. The quantity & quality are currently being tested. If all goes “well” ☺ we should be using the well when camp opens next spring. We have raised close to \$10,000. of our \$50,000. goal. We will continue efforts and hope that these events also provide Guiders the opportunity to bring water conservation awareness to the attention of our girls.

**And Coming Soon.....** We are working on new site reservation forms and a new information package. Look for these to be posted, prior to the New Year, on the new GGC Quebec website as well as the Wa-Thik-Ane blog. There will be rate increases for the next camping season. More info. to come.

**Wa-Thik-Ane Blog:** What a fun way to showcase our camp. We are going to create a blog and invite young, keen, camping Guiders to contribute to the site. We think it will be a neat way for everyone to stay in touch and informed.

**Training Opportunity:** Are you intimidated to bring your unit or district to Wa-Thik-Ane? The property committee can help. At the next Provincial Training Day we will be offering a training to specifically address the planning and executing of a camp at Wa-Thik-Ane!

**Long Weekends:** We know that Guiders are reluctant to give up their long weekends to go to camp but we are making it difficult to ignore the possibility. In 2012 camp over a long weekend and enjoy 3 nights for the price of 2!!!

**August Family Rentals:** Back by popular demand, we will be opening up Wa-Thik-Ane to family camping in the month of August. The camp will be staffed with a Guider in Charge and a lifeguard. More information to follow!

**Camp Wa-Thik-Ane 85<sup>th</sup> Anniversary Crests:** There are still a limited number of crests available, but don't delay! If you want crests please contact the office. The cost is \$4.00 each and all proceeds from the sale go to the Wa-Thik-Ane well campaign.

**The property committee wishes to send a very special Thank-You to the wonderful women and men who helped on Sunday with the massive job of closing up camp Wa-Thik-Ane for another year.**

**Charyl, Holli, Susan S., Annette, Sue W., Kelly, Margaret, Joan, Jennifer, Jessica, Kirsti, Vince, and Patrick.**

**And for an excellent job on the new MicMac bridge, Thank-You Dave & Jessica! It will last for a very long time!**



## **Treasurers' Trove**

### ***It's Budget Time!***

All districts should be thinking about budgeting for the 2011 calendar year.

The process starts with a district meeting at which all members should contribute to a discussion about district activities for the coming year. It's hard to think so far in advance, but there are things which we do know about: various events with cities, camp etc.

There is a form on the spreadsheet (Report and Budget) which will help the treasurer to prepare the budget, by summarizing what you have received and spent to date this year. Think about what else you will spend between now and Dec 31, what events you have coming up for the year, and fill in the "Budget for Next Year" column.

Remember that a budget is your best guess. At the district level, there are many factors which will affect your budget as the year progresses. Guess how many girls you will have (hopefully more than you have now!) and do your best. You may not be able to keep strictly to the approved budget, but you still need to make one!

Once the treasurer has prepared a budget, the district should vote to approve it (or send it back to the treasurer for an update, and vote again the next month). A copy should be sent attached to the district minutes to [dsn@guidesquebec.ca](mailto:dsn@guidesquebec.ca) and [guides-quebec.recep@bellnet.ca](mailto:guides-quebec.recep@bellnet.ca) sometime in October or November.

### ***Accounting for cookies***

Keeping track of cookies isn't as easy as buying some cases from your supporting council and then selling all of them in your community. Cookies are often eaten at camp or in the unit as a snack, or given away as gifts or publicity. Cookies which are used or given away by the unit, rather than being sold, must be shown on the spreadsheet. How do you do this?

The first thing you have to do is ensure you are keeping track of the cookies you buy, the cookies you sell, and the cookies you give away or use in the unit. Use a separate piece of paper like a Cookie Tracking Sheet (see the GGC Quebec website under Forms) to keep it all straight.

When you eat five boxes at camp, that fact should be recorded as a Camp expense, rather than as a Cookie expense. If you had bought other cookies to eat at camp, it probably would have cost you more. Calculate how much each box costs the unit. At the moment, units are paying \$37.45 per case, so dividing by 12 boxes per case; you get \$3.12 per box. This is the expense to the unit for any cookies used by the unit. Five boxes will cost the unit \$15.60.

When you write the cheque to pay for the cookies, put the full amount of the cheque written to your district (say 10 cases at \$37.45 equals \$374.50) in the Bank Cheques column, \$15.60 under the Expenses: Camp column, and then the remaining amount for the cookies which you actually sold (\$358.90) in the Expenses: Cookies column.

In the same way, you will show the use of cookies in the Special Events, Gifts, Awards & Badges, Donations, or Public Relations columns and so on, or in all of these if you have used

cookies for all of these purposes. Always fill in the Expenses: Cookies column last, and make sure all the columns add up to the amount on your cheque.

### ***Financial Training***

Are you all thumbs when it comes to keeping your unit financial books? Thinking of taking on the treasurer job? Roped into it? Just want a refresher course?

I will be presenting a training in Laval on Nov 12. If you can't make that, let me know and I'll do another training another day, possibly on the South Shore and/or the West Island.

Prerequisite: you must be able to add 2 and 2 and get 4 on a consistent basis. No higher math skills necessary.

Bring: pencil, eraser and calculator.

Leave with: an understanding of how to do Guiding financial books, start to finish, with a bonus of the ability to balance your own chequebook. This is a National training which will be entered on your iMIS record.

If you are interested, please let me know. If you'd like to come another day, let me know and I'll tell you when the next one is planned.

E -mail me at [dsn@guidesquebec.ca](mailto:dsn@guidesquebec.ca)

Dawn Coffey  
Treasurer Support Specialist

## Are you looking for a new volunteer opportunity?

Consider one of these two available positions.

As **Provincial Camping Adviser**, you will have the opportunity to promote camping as a fun and essential component of the girls' Guiding experience. You will work with, support and mentor the District Camping Advisers in their role to increase the number of camping experiences available for girls – and with the Camping Committee, develop programs to increase the usage of Wa-Thik-Ane.

The Camping Adviser does not assume property related responsibilities.

This position begins in **January 2012**.

As the province's first **Guider Development Adviser**, you will support the province in the development of an overall training plan – including the identification of new Guider training needs.

In conjunction with the trainers' plan and the formal training calendar, you will establish training locations and communications required to notify the Guiders and DC's of upcoming events. You will support the mentoring of trainers.

This is a position for a highly organized individual with good interpersonal skills, flexibility and good problem solving skills. The coordinator should be a team player, comfortable with the development of action plans and an interest and/or background in adult education.

If either of these two positions interests you or you would like more information or an application, please contact the Quebec Nominations Committee at [qcnominations@gmail.com](mailto:qcnominations@gmail.com)

**MAKE A DIFFERENCE  
IN THE LIVES OF GIRLS!**

Girl Guides of Canada  
Guides du Canada


Quebec Nominations Committee at  
[qcnominations@gmail.com](mailto:qcnominations@gmail.com)

I ♥ Girl Guides

## T.E.A.M TRAINING

(Training & Enrichment for Adult Members)

## NEW GUIDERS TRAINING



Date: November 5, 2011  
 Time: 9:00 a.m. to 12:00 and from 1:00 to 4:00 p.m.  
 Who: Recommended for New Guiders and Guiders changing branches  
 Price: \$15.00  
 Place: Summerlea United Church 225 - 50<sup>th</sup> Ave in Lachine.

Any Guider eager to learn or share ideas or address any concerns in their unit are welcome to attend. We are organizing the modules to help Guiders to attend the section they need, so modules can be taken either in the morning or the afternoon or all day.

Here are the modules:

- **Because of the Girls:** Tips for New Guiders
- **Building Unit Guiders Skills**
- **All about your branch**
- **All about your branch:** Program Quick Reference for all branches.

The trainings are given by experienced Trainers. They provide you with a lots of ideas, suggestions, hand-on activities that you can use with your girls.


It is a great occasion to meet other Guiders and share ideas, concerns and make new friends

Bring your lunch and a mug. Coffee, tea, juice and snacks will be provided. You need to bring: program books of your branch, note book.

We hope to see you there.

**So mark your calendar now. !!!**  
**the next page.....**


**Registration form on**



**IMPORTANT:** a Safe Guide will be offer on request from 8:30 to 10:30 a.m. If you are planning to participate, email your name asap to Louise Triggs [louise.triggs@rocler.com](mailto:louise.triggs@rocler.com) or phone at 450-247-2430 or Carol at 514-481-1349 [cb\\_hb@securenet.net](mailto:cb_hb@securenet.net)

## REGISTRATION

### New Guider Training



To reserve your place at the training, we are asking you to send a cheque of \$15.00 made out to **GGC (Quebec Council)** with the following registration form and mail it to:

**Girl Guides of Canada,  
100 Alexis Nihon Suite 270  
St-Laurent QC H4M 2N7  
Attn. New Guider training**

You can also reply by email and simply send payment at the address above.  
**The deadline is October 31.**

If you have any questions please contact: Training at

[training@guidesquebec.ca](mailto:training@guidesquebec.ca) or [louise.triggs@rocler.com](mailto:louise.triggs@rocler.com) (450-247-2430)

#### REGISTRATION

Name \_\_\_\_\_ iMIS # \_\_\_\_\_ (if available)

Spark            Brownie            Guide            Pathfinder     

District \_\_\_\_\_

Telephone number: \_\_\_\_\_ email  
address: \_\_\_\_\_

Please circle one:

All day sessions                          a.m.                                            p.m.                     

Safe Guide                        (safe guide is free)

Signature \_\_\_\_\_



# SAFE GUIDE

Wed. October 12, 2011

## Laval

Centre Communautaire Pavillon du Bois Papillon

3235 boulevard St-Martin East (right next to the Police station) Laval, Quebec

The community center is east of Highway 19 (Papineau bridge) and south of Highway 440 in Laval. 7:00 p.m.



Friday Oct 28, 2011

## Lachine

Summerlea United Church 225 - 50<sup>th</sup> avenue in Lachine

Sat. Nov 5, 2011



## Lachine

Summerlea United Church 225 - 50<sup>th</sup> avenue in Lachine

## IMPORTANT

- Guiders who join in September 2010 had 1 YEAR to complete Safe Guide.
- Guiders who join in September 2011 have 6 MONTHS to complete Safe Guide.

Please register to the above Safe Guide or talk to your DC to have one offered in your district.

**IT IS THE GUIDER'S RESPONSABILITY TO BE CURRENT WITH SAFE GUIDE INCLUDING THE AMENDMENTS OF JULY 2011. YOU CAN READ OR DOWNLOAD THE NEW AMENDMENTS BY GOING ON THE NATIONAL WEBSITE, THE WELCOME PAGE/ CLICK ON MEMBER/**

**FOR ADULT/ SAFE GUIDE AND DOWNLOAD THE EXPLINATION OF CHANGE AS JULY 2011.**

**FOR ANY QUESTIONS SEND THEM TO [saveguideadviser@gmail.com](mailto:saveguideadviser@gmail.com)**



## Red Cross First Aid Courses from Pulse Aide Inc.



Complete details of First Aid Requirements for Safe Guide Activity Levels are found in the Safe Guide document, **July 2011 update**, found on the Girl Guides of Canada website.

**N.B. All First Aid Qualifications must be entered into iMIS before your Safe Guide Activity!**

All courses include current Red Cross Manual and Certification valid for 3 years.

**OCTOBER 22 AND 23, 2011, COURSE IS POSTPONED UNTIL NOVEMBER.**

The Canadian Red Cross has just announced that the new International Guidelines for First Aid and CPR/AED will be released on November 1, 2011. For this reason, the October course has been postponed. Anyone who was signed up for October is asked to re-register for one of the November dates.

**Emergency First Aid Course** (8 hours) – Sat. November 12, 2011 8:30am-5:30pm NDG \$95

**Standard First Aid Course** (16 hours) – Sat. & Sun. Nov 12 & 13, 2011 8:30am-5:30pm NDG \$115

**Emergency First Aid Course** (8 hours) – Sat. November 26, 2011 8:30am-5:30pm NDG \$95

**Standard First Aid Course** (16 hours) – Sat. & Sun. Nov 26 & 27, 2011 8:30am-5:30pm NDG \$115

\*\*\*\*\*

**Upon completion, GGC–Quebec Council will reimburse 2/3 of the cost for an (adult) Guider**

For more information, course schedule, to register in a scheduled course or to book a course for yourself or for your own District or Guiding community at a time and location most convenient for you, please email [joanlax@liberty-i.ca](mailto:joanlax@liberty-i.ca)



## Quebec pARTicipate Challenge 2011

Continues until Dec 31, 2011

### CAMPFIRE PLANNING

1. Enjoy three well-planned Campfires in Oct, Nov, Dec.  
(girls must take part in the planning)
2. Submit your three (3) Campfire Plans to the Arts Committee by Dec. 31st
3. Crests will be mailed in Jan 2012

Send the following to Joan Lax [joanlax@liberty-i.ca](mailto:joanlax@liberty-i.ca) or Vera Esdon  
[veraesdon@sympatico.ca](mailto:veraesdon@sympatico.ca)

- 1) Unit Name & Number
- 2) District
- 3) Name and Address to send Crests
- 4) Number of Girls who participated in planning
- 5) Number of Guiders who participated



Our first Quebec Challenge Campfire was enjoyed by everyone at Day Camp 2011. Units that have already completed the Campfire Planning Challenge are encouraged to KEEP ON SINGING and to continue to send in their Campfire Plans for the remainder of this year.

#### Campfire Plan (include three separate plans for your three Campfires)

Include names of songs, copies of poems, readings or stories

Campfire Theme \_\_\_\_\_ and Date of Campfire \_\_\_\_\_

1. **Opening** Opening (fire-lighting) song, thought, short poem or reading on the theme
2. **Unifying** Well-known song(s), unison, rounds, or part songs, everyone participates
3. **Lighthearted** Rounds, part songs, action songs, or story songs that help develop theme
4. **Fun and Nonsense** Lively, noisy, active songs, rounds, part songs, chants
5. **High Point** Games, yells, skits, creative stories
6. **Joyful** Transition to quieter fun songs, semi-active songs, folk songs, rounds, part songs
7. **Reflective** Thought provoking, inspirational
8. **Peaceful** Spirituals, unifying songs, rounds, a story/poem/reading with a message
9. **Vesper** A final thought in the form of a song or short reading, reflecting our spiritual values in Guiding
10. **Taps** Sung at the close of a meeting, day or event. **Daylight Taps** if still daytime  
For Sparks or Brownies – **Spark or Brownie Closing** instead of Taps

# Cookie News!

## Cookie Reminders!!!

\*\*There are no more cookies at the office!!

**\*\*There are units/districts that are looking for roughly 100 cases to sell ASAP. If you have any cases left that you are struggling to sell let your DC know, they will contact Kelly V at the office.**

[programsupport@guidesquebec.ca](mailto:programsupport@guidesquebec.ca)

\*\*On the National site there is a creative cookie contest. Check it out with your unit. Get the girls involved.

[girlguides.ca/cookies/campaign](http://girlguides.ca/cookies/campaign)

\*\*Check out the selling tips on the website as well!

[http://www.girlguides.ca/uploads/File/cookie\\_all\\_stars/english/getting-ready-to-sell-tips-girls.pdf](http://www.girlguides.ca/uploads/File/cookie_all_stars/english/getting-ready-to-sell-tips-girls.pdf)

\*\*Do not forget to inform the office if there were any problems with the delivery of your cookies. Please use the forms sent out.

**Sears Cookie Selling Date:**

**October 22<sup>nd</sup>, 2011**

\*\*If you have a cookie story or selling suggestion and want to share it, send it to Kellylee -Québec Cookie Advisor at ([millefaite@yahoo.ca](mailto:millefaite@yahoo.ca)) and we will put it in the piccolo.

**\*\*Cookie ALL Star Prizing will continue so remember to keep your numbers to add them to the upcoming Spring campaign.**

## PROGRAM IDEAS – from YOU!

*Thanks to Shauna O'Brien – des Montérégiennes District*



Show your support for our Canadian athletes who are “Just as Bold” as they “Go for Gold” at the 2012 Special Olympics Canada Winter Games. To show your support in the athletes’ journey for the gold simply knit or crochet a winter scarf in the Games’ colors of blue, white, and a splash of red by February 1st, 2012.

Their goal is to have 2500 hand-made scarves which will be proudly worn by each athlete, coach, volunteer, and family supporter attending the Games from across Canada to symbolize hand-made unity. Below are the guidelines for the scarves:

Yarn: Wool, Wool Blend, or Acrylic Blend.

Size: 7 inches wide and 6 feet long.

Color: Blue and white (splash of red optional).

To Begin:

1. Pick up your yarn at a local retailer or online store
2. Knit or crochet one or more scarves (Be creative and have fun!)
3. Mail or deliver to the following address with your name and address on a 3X5 Card before February 1st:

2012 Special Olympics Canada Winter Games

25 Sir Winston Churchill Avenue

St. Albert, AB T5K 2S7

For more information call [780-458-4564](tel:780-458-4564) or visit [www.stalbert2012.ca](http://www.stalbert2012.ca).

So, no one knows how to knit or crochet in your Unit? What a great opportunity to learn, and use a resource you may not have connected to before. To address this project, ask girls to invite a parent, an aunt, grandmother – a great chance to span the generations. Far from family? Try neighbours, or even better, contact a local senior center or residence and have your Unit visit and bring the wool. Girls can learn a traditional hobby from people who enjoy it, and the chance to have young visitors will be of immeasurable benefit to the seniors. Thanks for the great idea Shauna!